







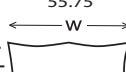
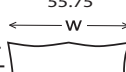
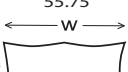
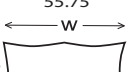


A	Skin	Size	
	1x1 Single Twist	26.5"	W
		x	H
		26.5"	
1x1 Single Twist Shown as it will appear on the Xpressions unit			
B	Skin	Size	
	1x1 Vertical Thread	26"	W
		x	H
		28"	
1x1 Vertical Thread Shown as it will appear on the Xpressions unit			
C	Skin	Size	
	1x1 Single Twist	26.5"	W
		x	H
		26.5"	
1x1 Single Twist Shown as it will appear on the Xpressions unit			
D	Skin	Size	
	1x1 Single Twist	26.5"	W
		x	H
		26.5"	
1x1 Single Twist Shown as it will appear on the Xpressions unit			

E	Skin	Size
		55.75" W
		x
		26" H
		2X1 Double Thread Shown as it will appear on the Xpressions unit
2X1 Double Thread		

F	Skin	Size
		55.75" W
		x
		26" H
		2X1 Double Thread Shown as it will appear on the Xpressions unit
2X1 Double Thread		

G	Skin	Size
		55.75" W
		x
		26" H
		2X1 Double Thread Shown as it will appear on the Xpressions unit
2X1 Double Thread		

H	Skin	Size
		55.75" W
		x
		26" H
		2X1 Double Thread Shown as it will appear on the Xpressions unit
2X1 Double Thread		

Open Frame Dimensions
117.5"w x 89.5"h x 13"d

It is recommended that all text and borders be 2" from the finish size

Focus Area Key
focus area is always 3"-5" inside edge of all four sides on all skin styles and sizes
see xpressions-snap.com for details

©2004/Patent Pending

NOTE: ALL SET UP INSTRUCTIONS
APPLY TO THE 4X3 US SKIN SIZES
AS WELL

xpressions **SNAP!**™

Setup Guide 2010

• File Setup •

FOR GENERAL FILE SETUP CONSULT THE FULL FILE PREP GUIDELINE AT:
<http://xpressions-snap.com/guidelines.htm>

For all XSnap skins we require **1.5" of bleed OVERALL (.75" on all sides)**. If bleed is not provided to us we will do our best to add/clone your artwork when applicable. If not, we will need to bleed out your image to ensure we have enough for print/finishing. See example below:

Artwork provided
w/out bleed



Image bled out
for print size



Finished Size



• X-Factor •

Due to the nature of the Xpressions® graphics, we recommend keeping all artwork elements you do not want distorted (ie text, logos, or faces) 3-5" in on all sides. Examples below:

5" in - least amount
of distortion



3" in - distortion
becomes more apparent



1" in - distortion
very noticeable



PLEASE NOTE IF DISTORTION IS INTENDED AS PART OF DESIGN