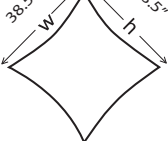
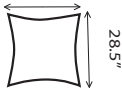
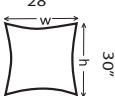
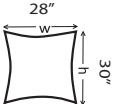
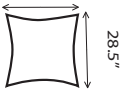


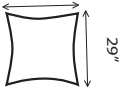
A	Skin	Size	
		38.5"	W
		x	
		38.5"	H
		Diamond Shown as it will appear on the Xpressions unit	
Diamond			

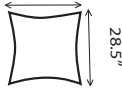
B	Skin	Size	
	<div>28.5"</div> <div>x</div> <div>28.5"</div>	W	
			H
		1x1 Single Twist Shown as it will appear on the Xpressions unit	
1x1 Single Twist			

C	Skin	Size	
	<div>28"</div> <div>w</div> <div>h</div> <div>30"</div>	28"	W
		x	
		30"	H
1x1 Vertical Thread		1x1 Vertical Thread Shown as it will appear on the Xpressions unit	

D	Skin	Size	
	<div>28"</div> <div>w</div> <div>h</div> <div>30"</div>	28"	W
		x	
		30"	H
1x1 Vertical Thread		1x1 Vertical Thread Shown as it will appear on the Xpressions unit	

E	Skin	Size	
	<div>28.5"</div> <div>w</div> <div>h</div> <div>28.5"</div>	28.5"	W
		x	
		28.5"	H
1x1 Single Twist		1x1 Single Twist Shown as it will appear on the Xpressions unit	

F	Skin	Size	
	<div>29"</div> <div>w</div> <div>h</div> <div>29"</div>	29"	W
		x	
		29"	H
1x1 Double Twist Shown as it will appear on the Xpressions unit			
1x1 Double Twist			

G	Skin	Size	
	<div>28.5"</div> <div>w</div> <div>h</div> <div>28.5"</div>	28.5"	W
		x	
		28.5"	H
1x1 Single Twist		1x1 Single Twist Shown as it will appear on the Xpressions unit	

H	Skin	Size		
28.5"		28.5"	W	
		x	H	
		28.5"		
1x1 Single Twist Shown as it will appear on the Xpressions unit				
1x1 Single Twist				

I	Skin	Size		
29"		29"	W	
		x	H	
		29"		
1x1 Double Twist Shown as it will appear on the Xpressions unit				
1x1 Double Twist				

J	Skin	Size		
29"		29"	W	
		x	H	
		29"		
1x1 Double Twist Shown as it will appear on the Xpressions unit				
1x1 Double Twist				

K	Skin	Size		
28.5"		28.5"	W	
		x	H	
		28.5"		
1x1 Single Twist Shown as it will appear on the Xpressions unit				
1x1 Single Twist				

L	Skin	Size		
28.5"		28.5"	W	
		x	H	
		28.5"		
1x1 Single Twist Shown as it will appear on the Xpressions unit				
1x1 Single Twist				

M	Skin	Size		
29"		29"	W	
		x	H	
		29"		
1x1 Double Twist Shown as it will appear on the Xpressions unit				
1x1 Double Twist				

N	Skin	Size		
28.5"		28.5"	W	
		x	H	
		28.5"		
1x1 Single Twist Shown as it will appear on the Xpressions unit				
1x1 Single Twist				

O	Skin	Size		
28.5"		28.5"	W	
		x	H	
		28.5"		
1x1 Single Twist Shown as it will appear on the Xpressions unit				
1x1 Single Twist				

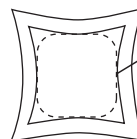
P	Skin	Size		
28.5"		28.5"	W	
		x	H	
		28.5"		
1x1 Single Twist Shown as it will appear on the Xpressions unit				
1x1 Single Twist				

Q	Skin	Size		
28.5"		28.5"	W	
		x	H	
		28.5"		
1x1 Single Twist Shown as it will appear on the Xpressions unit				
1x1 Single Twist				

It is recommended that all text and borders be 2" from the focus area

Focus Area Key
focus area is always 3"-5" inside edge of a

It is recommended that all text and borders be 2" from the finish size



Focus Area Key

focus area is always
3"-5" inside edge of all
four sides on all skin
styles and sizes

see xpressions-snap.com for details

NOTE: ALL SET UP INSTRUCTIONS
APPLY TO THE 4X3 US SKIN SIZES
AS WELL

xpressions **SNAP!**™

Setup Guide 2010

• File Setup •

FOR GENERAL FILE SETUP CONSULT THE FULL FILE PREP GUIDELINE AT:
<http://xpressions-snap.com/guidelines.htm>

For all XSnap skins we require **1.5" of bleed OVERALL (.75" on all sides)**. If bleed is not provided to us we will do our best to add/clone your artwork when applicable. If not, we will need to bleed out your image to ensure we have enough for print/finishing. See example below:

Artwork provided
w/out bleed



Image bled out
for print size



Finished Size



• X-Factor •

Due to the nature of the Xpressions® graphics, we recommend keeping all artwork elements you do not want distorted (ie text, logos, or faces) 3-5" in on all sides. Examples below:

5" in - least amount
of distortion



3" in - distortion
becomes more apparent



1" in - distortion
very noticeable



PLEASE NOTE IF DISTORTION IS INTENDED AS PART OF DESIGN