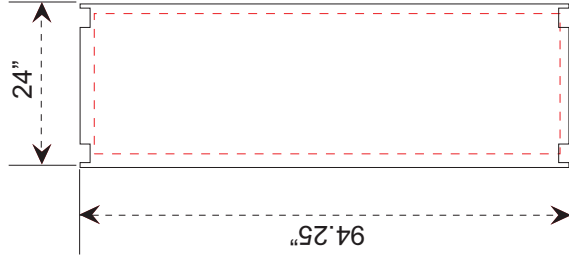


|                            |
|----------------------------|
| Product Name: Miracle      |
| Process: Colossus 8-Color  |
| Material: Poly Knit 9      |
| Effective Date: 12/01/2009 |

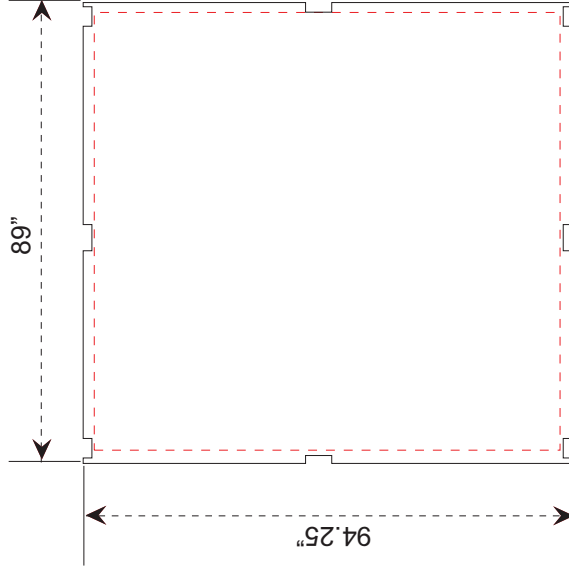
Small Section Graphic



Finished Size: 24" w x 94.25" h  
 Live Area: 21" w x 92" h  
 Add 1.125" bleed on top and bottom of graphic  
 Add 1.5" bleed on left and right side of graphic

1/2" Hook Velcro to be sewn into all 4 front sides.

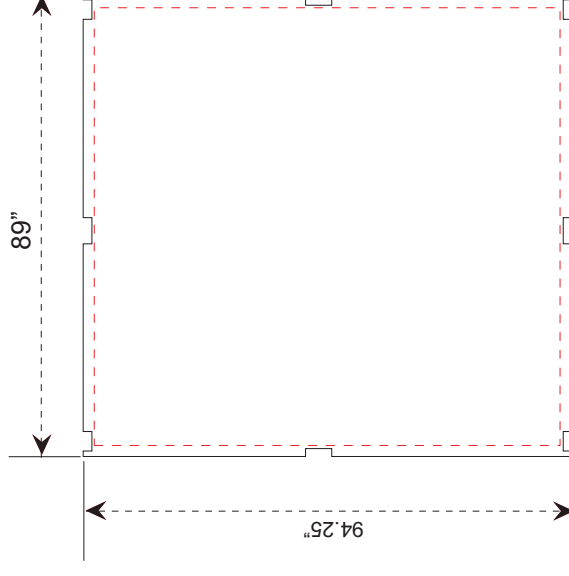
Large Section Graphic



Finished Size: 89" w x 94.25" h  
 Live Area: 86" w x 92" h  
 Add 1.125" bleed on top and bottom of graphic  
 Add 1.5" bleed on left and right side of graphic

1/2" Hook Velcro to be sewn into all 4 front sides.

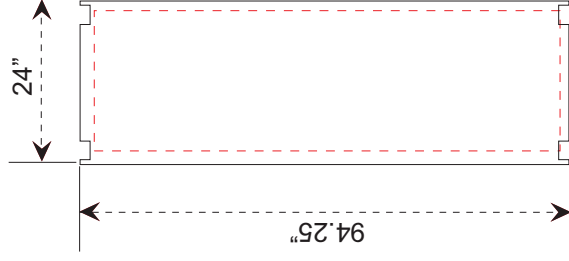
Large Section Graphic



Finished Size: 89" w x 94.25" h  
 Live Area: 86" w x 92" h  
 Add 1.125" bleed on top and bottom of graphic  
 Add 1.5" bleed on left and right side of graphic

1/2" Hook Velcro to be sewn into all 4 front sides.

Small Section Graphic



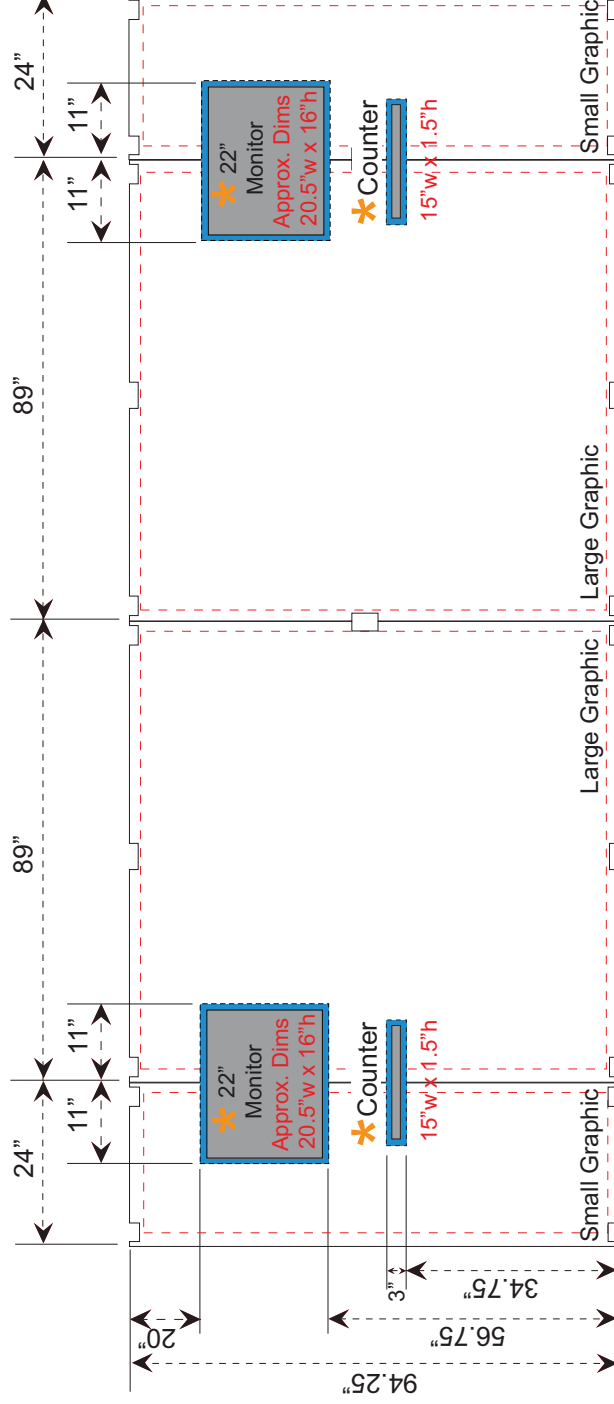
Finished Size: 24" w x 94.25" h  
 Live Area: 21" w x 92" h  
 Add 1.125" bleed on top and bottom of graphic  
 Add 1.5" bleed on left and right side of graphic

1/2" Hook Velcro to be sewn into all 4 front sides.

**NOTE: Graphic files must be @ 150 dpi Finished Size. DO NOT send Flattened Files. Production can not manipulate the content, proportion or color of these files.**

**NOTE: These dimensions are for graphic layout purposes. Graphic needs to be cut and test fitted to Magellan Miracle frame.**

|                            |
|----------------------------|
| Product Name: Miracle      |
| Process: Colossus 8-Color  |
| Material: Poly Knit 9      |
| Effective Date: 12/01/2009 |



Blue Area indicates 3/4" bleed area around the counter and the monitor

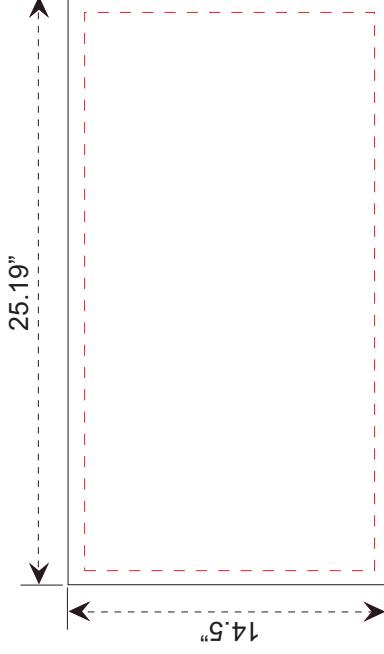
\* Note: When adding Monitors and Counters to the Magellan Miracle unit, portions of the graphic will be covered. Please design graphic layout according to suggested locations.

NOTE: Graphic files must be @ 150 dpi Finished Size.  
DO NOT send Flattened Files. Production can not manipulate the content, proportion or color of these files.

NOTE: These dimensions are for graphic layout purposes. Graphic needs to be cut and test fitted to Magellan Miracle frame.

|                            |
|----------------------------|
| Product Name: Miracle      |
| Process: Direct Print      |
| Material: 1/8" Sintra      |
| Effective Date: 12/01/2009 |

Pedestal Front Insert



Finished Size: 25.19"w x 14.5"h  
Live Area: 24.69"w x 14"h

Add 1/4" bleed around perimeter

**NOTE: Graphic files must be @ 150 dpi Finished Size. DO NOT send Flattened Files. Production can not manipulate the content, proportion or color of these files.**