






| A | Skin | Size | |
|-----------------------------------------------------------------------------|-------------------|------|---|
| | 3x1 Double Thread | 88" | W |
| | | x | H |
| | | 28" | |
| 3x1 Horizontal Double Thread Shown as it will appear on the Xpressions unit | | | |


| B | Skin | Size | |
|-------------------------------------------------------------------------------------|-----------------------|------|---|
|  | 1x1 Horizontal Thread | 30" | W |
| | | x | H |
| | | 28" | |
| 1x1 Horizontal Thread Shown as it will appear on the Xpressions unit | | | |

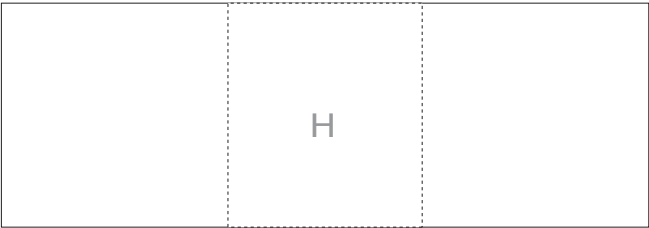
| C | Skin | Size | |
|-------------------------------------------------------------------------------------|---------------------|------|---|
|  | 1x1 Vertical Thread | 28" | W |
| | | x | |
| | | 30" | H |
| 1x1 Vertical Thread Shown as it will appear on the Xpressions unit | | | |

| D | Skin | Size | |
|---------------------------------------------------------------------------------------|-----------------------|------|---|
|  | 1x1 Horizontal Thread | 30" | W |
| | | x | |
| | | 28" | H |
| 1x1 Horizontal Thread Shown as it will appear on the Xpressions unit | | | |

| E | Skin | Size | |
|-------------------------------------------------------------------------------------|-----------------------|------|---|
|  | 1x1 Horizontal Thread | 30" | W |
| | | x | H |
| | | 28" | |
| 1x1 Horizontal Thread Shown as it will appear on the Xpressions unit | | | |

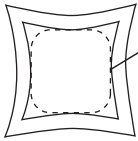
| F | Skin | Size | |
|-------------------------------------------------------------------------------------|---------------------|------|---|
|  | 1x1 Vertical Thread | 28" | W |
| | | x | |
| | | 30" | H |
| 1x1 Vertical Thread Shown as it will appear on the Xpressions unit | | | |

| G | Skin | Size | |
|-------------------------------------------------------------------------------------|-----------------------|------|---|
|  | 1x1 Horizontal Thread | 30" | W |
| | | x | H |
| | | 28" | |
| 1x1 Horizontal Thread Shown as it will appear on the Xpressions unit | | | |



100"w x 34.6"h Live Area 30" centered

It is recommended that all text and borders be 2" from the finish size



Focus Area Key
focus area is always 3"-5" inside edge of all four sides on all skin styles and sizes

NOTE: ALL SET UP INSTRUCTIONS
APPLY TO THE 4X3 US SKIN SIZES
AS WELL

xpressions **SNAP!**™

Setup Guide 2010

• File Setup •

FOR GENERAL FILE SETUP CONSULT THE FULL FILE PREP GUIDELINE AT:
<http://xpressions-snap.com/guidelines.htm>

For all XSnap skins we require **1.5" of bleed OVERALL (.75" on all sides)**. If bleed is not provided to us we will do our best to add/clone your artwork when applicable. If not, we will need to bleed out your image to ensure we have enough for print/finishing. See example below:

Artwork provided
w/out bleed



Image bled out
for print size



Finished Size



• X-Factor •

Due to the nature of the Xpressions® graphics, we recommend keeping all artwork elements you do not want distorted (ie text, logos, or faces) 3-5" in on all sides. Examples below:

5" in - least amount
of distortion



3" in - distortion
becomes more apparent



1" in - distortion
very noticeable



PLEASE NOTE IF DISTORTION IS INTENDED AS PART OF DESIGN